



# City of Eaton

Fire and EMS Division

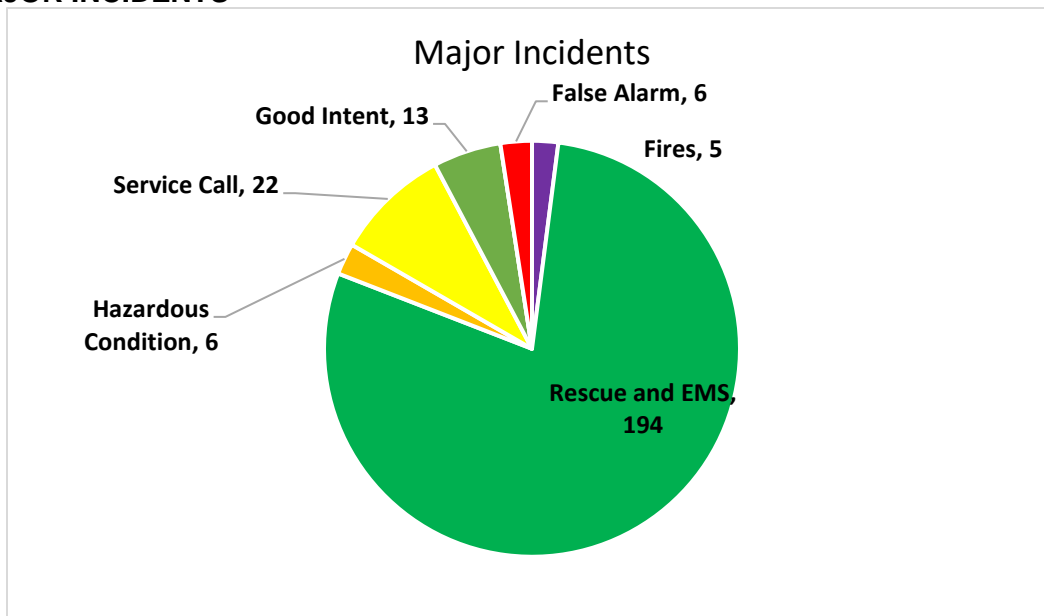
*“Committed to excellence, delivered with pride.”*

## Activity Report October 2023

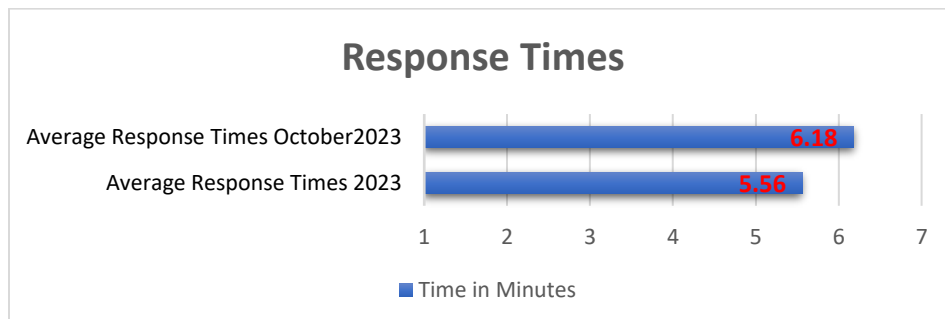
The Fire and EMS report for October 2023 shows a combined response of **246** calls for service: **159** EMS responses, including **19**-second Medic responses; and **87** fire/rescue responses, including **11** general alarms. We received mutual aid **5** times and provided mutual aid **0** times. **An average of 7.9 calls per day for the month.**

<b>Response by District:</b>	<b>EMS</b>	<b>Fire</b>	<b>Total</b>
Eaton	147	71	218
Jackson	2	0	2
Washington	10	16	26
Other	0	0	0
<b>Total</b>	<b>159</b>	<b>87</b>	<b>246</b>

### MAJOR INCIDENTS



### AVERAGE RESPONSE TIME





# City of Eaton

Fire and EMS Division

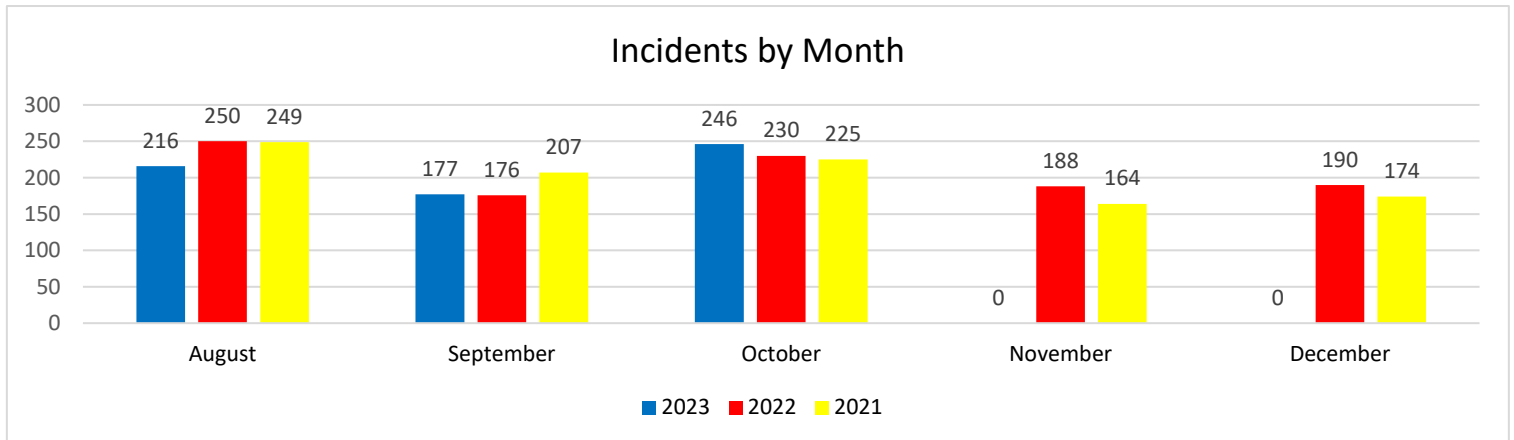
*“Committed to excellence, delivered with pride.”*

## Activity Report October 2023

### OVERLAPPING CALLS (two or more units responding to incidents)

MONTH	OVERLAPPING	PERCENTAGE	TOTAL
January	56	31.64	177
February	102	48.34	211
March	98	56.32	174
April	96	45.93	209
May	64	32	200
June	91	42	216
July	83	38.07	218
August	74	34.26	216
September	58	32.77	177
<b>October</b>	<b>97</b>	<b>39.43</b>	<b>246</b>
November			
December			

### CALLS BY MONTH (THREE YEAR TREND)



### TRANSPORT DESTINATION

