



City of Eaton

Fire and EMS Division

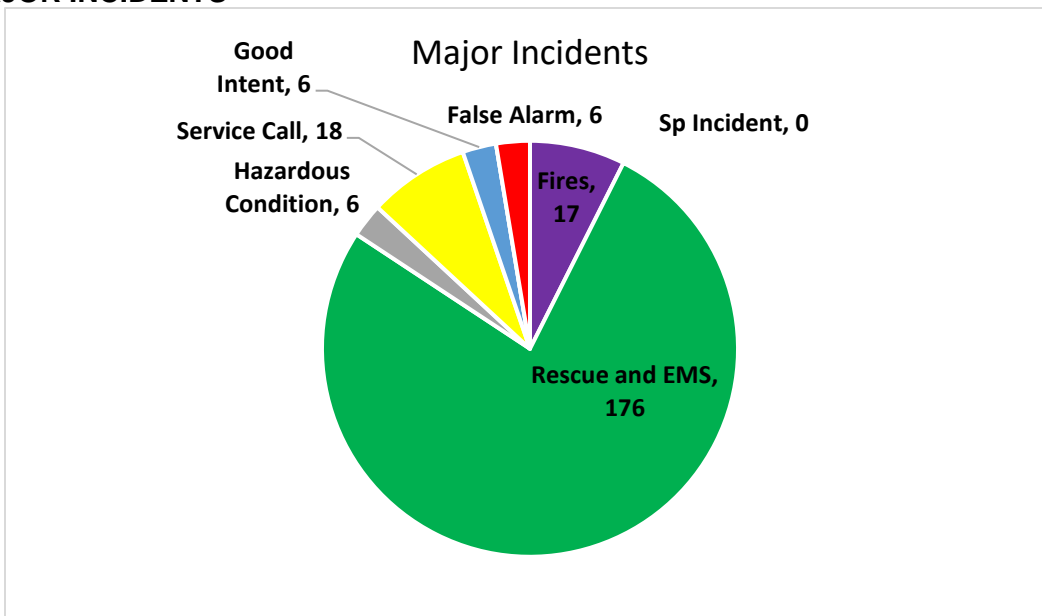
“Committed to excellence, delivered with pride.”

Activity Report October 2022

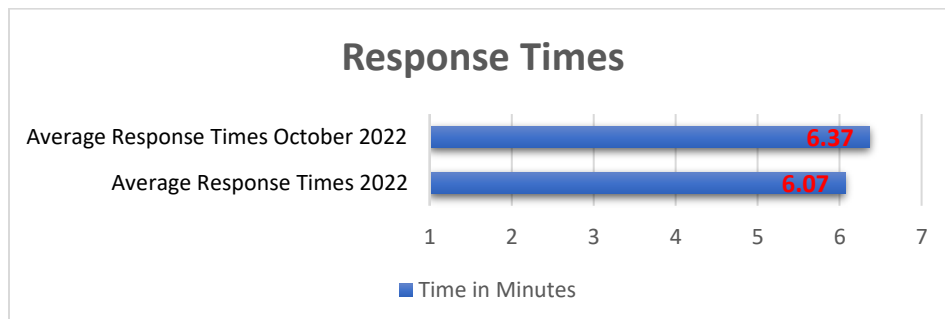
The Fire and EMS report for October 2022 shows a combined response of **230** calls for service: **133** EMS responses, including **3** second Medic responses; and **97** fire/rescue responses, including **16** general alarms. We received mutual aid **9** times and provided mutual aid **13** times. **An average of 7.4 calls per day for the month.**

Response by District:	EMS	Fire	Total
Eaton	117	77	194
Jackson	3	3	6
Washington	8	9	17
Other	5	8	13
Total	133	97	230

MAJOR INCIDENTS



AVERAGE RESPONSE TIME





City of Eaton

Fire and EMS Division

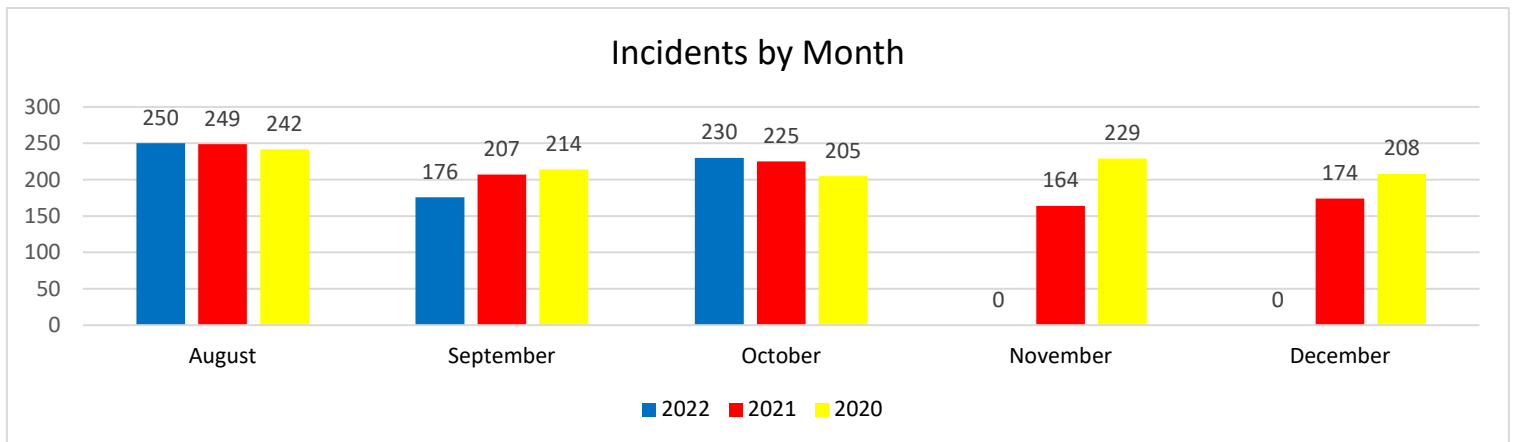
"Committed to excellence, delivered with pride."

Activity Report October 2022

OVERLAPPING CALLS (two or more units responding to incidents)

MONTH	OVERLAPPING	PERCENTAGE	TOTAL
January	79	35.59	222
February	67	36.61	183
March	60	29.13	206
April	83	39.71	209
May	48	26.37	182
June	98	44.95	218
July	88	46.56	189
August	210	84	250
September	54	30	176
October	80	34.8	230
November			
December			

CALLS BY MONTH (THREE YEAR TREND)



TRANSPORT DESTINATION

