



# City of Eaton

Fire and EMS Division

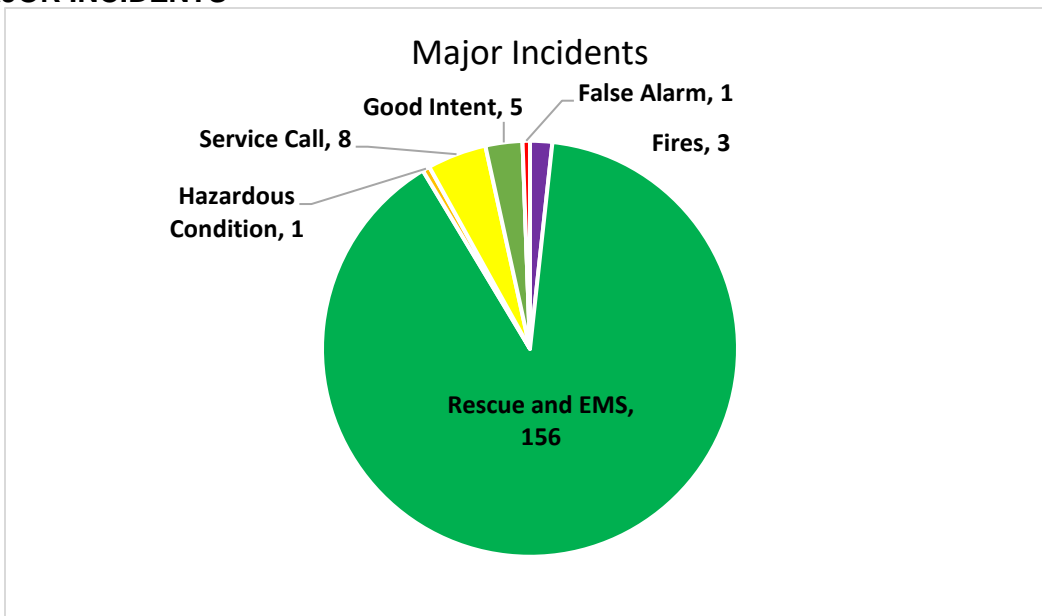
*"Committed to excellence, delivered with pride."*

## Activity Report March 2023

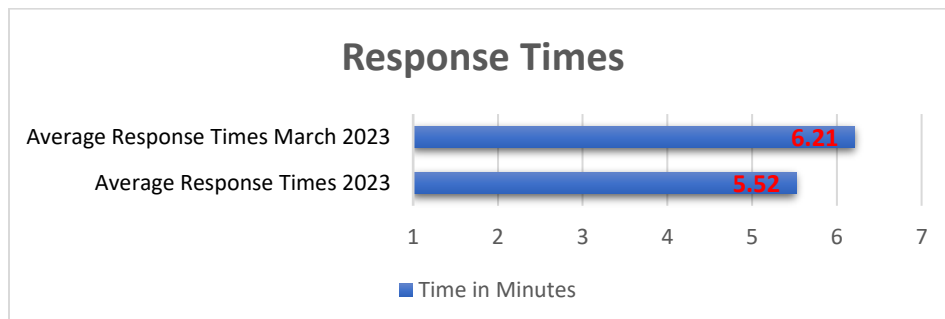
The Fire and EMS report for March 2023 shows a combined response of **174** calls for service: **131** EMS responses, including **10** second Medic responses; and **43** fire/rescue responses, including **4** general alarms. We received mutual aid **6** times and provided mutual aid **3** times. **An average of 5.6 calls per day for the month.**

<b>Response by District:</b>	<b>EMS</b>	<b>Fire</b>	<b>Total</b>
Eaton	117	32	149
Jackson	5	0	5
Washington	8	9	17
Other	1	2	3
<b>Total</b>	<b>131</b>	<b>43</b>	<b>174</b>

### MAJOR INCIDENTS



### AVERAGE RESPONSE TIME





# City of Eaton

Fire and EMS Division

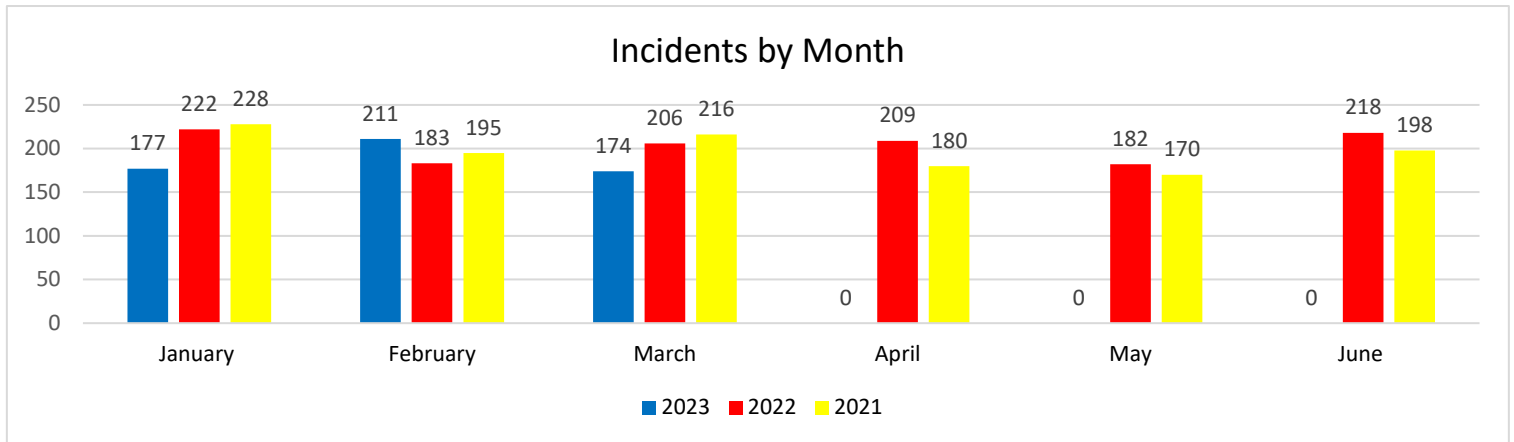
*“Committed to excellence, delivered with pride.”*

## Activity Report March 2023

### OVERLAPPING CALLS (two or more units responding to incidents)

MONTH	OVERLAPPING	PERCENTAGE	TOTAL
January	56	31.64	177
February	102	48.34	211
<b>March</b>	<b>98</b>	<b>56.32</b>	<b>174</b>
April			
May			
June			
July			
August			
September			
October			
November			
December			

### CALLS BY MONTH (THREE YEAR TREND)



### TRANSPORT DESTINATION

