



# City of Eaton

Fire and EMS Division

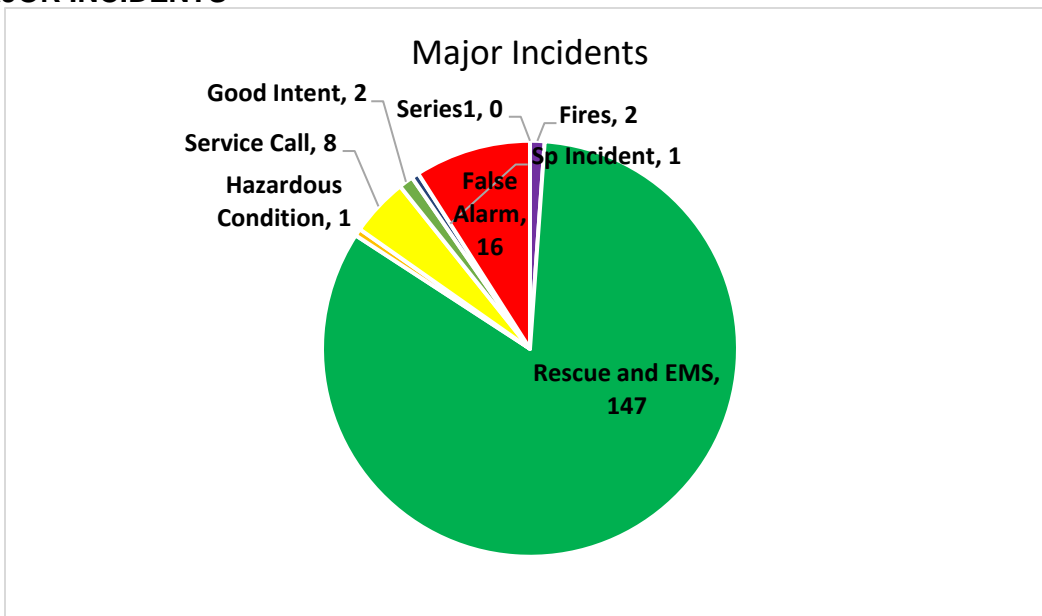
*“Committed to excellence, delivered with pride.”*

## Activity Report January 2023

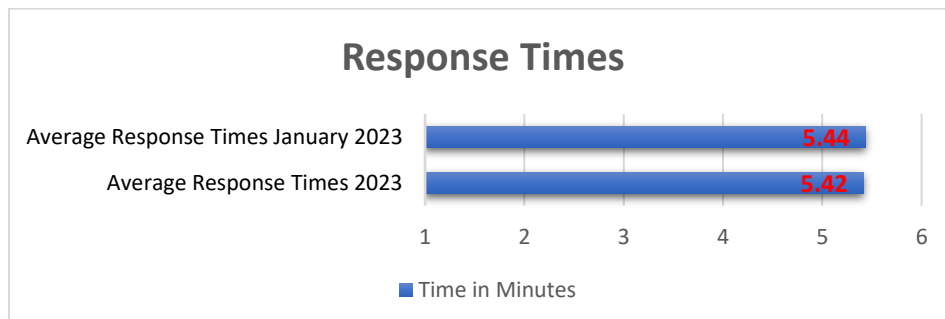
The Fire and EMS report for January 2023 shows a combined response of **177** calls for service: **116** EMS responses, including **4** second Medic responses; and **61** fire/rescue responses, including **6** general alarms. We received mutual aid **8** times and provided mutual aid **1** time. **An average of 5.7 calls per day for the month.**

<b>Response by District:</b>	<b>EMS</b>	<b>Fire</b>	<b>Total</b>
Eaton	104	52	156
Jackson	1	2	3
Washington	11	6	17
Other	0	1	1
<b>Total</b>	<b>116</b>	<b>61</b>	<b>177</b>

### MAJOR INCIDENTS



### AVERAGE RESPONSE TIME





# City of Eaton

Fire and EMS Division

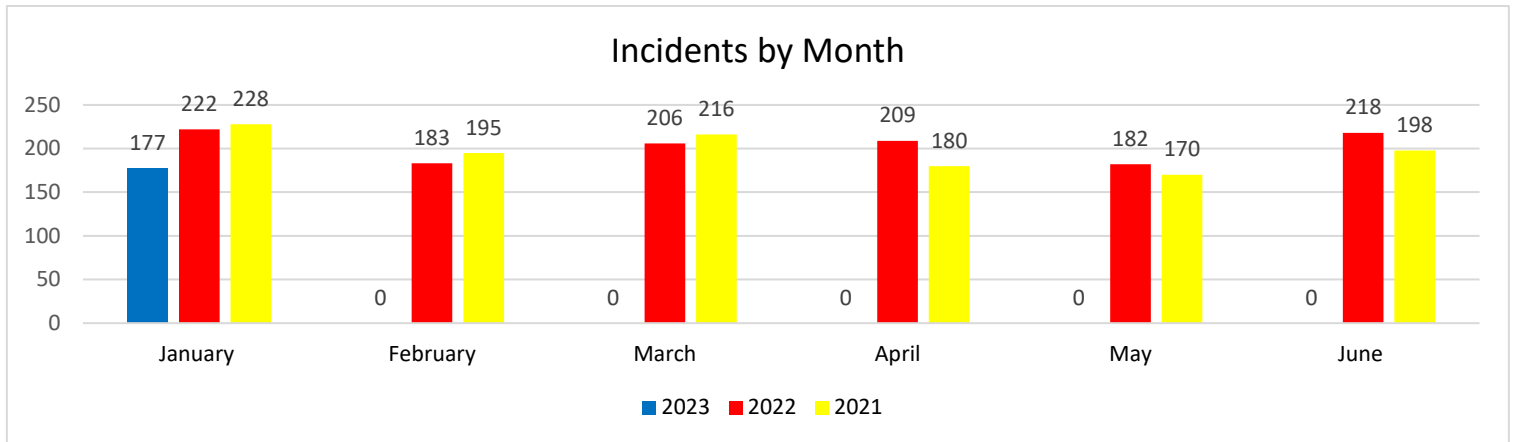
*"Committed to excellence, delivered with pride."*

## Activity Report January 2023

### OVERLAPPING CALLS (two or more units responding to incidents)

MONTH	OVERLAPPING	PERCENTAGE	TOTAL
<b>January</b>	<b>56</b>	<b>31.64</b>	<b>177</b>
February			
March			
April			
May			
June			
July			
August			
September			
October			
November			
December			

### CALLS BY MONTH (THREE YEAR TREND)



### TRANSPORT DESTINATION

