



City of Eaton

Fire and EMS Division

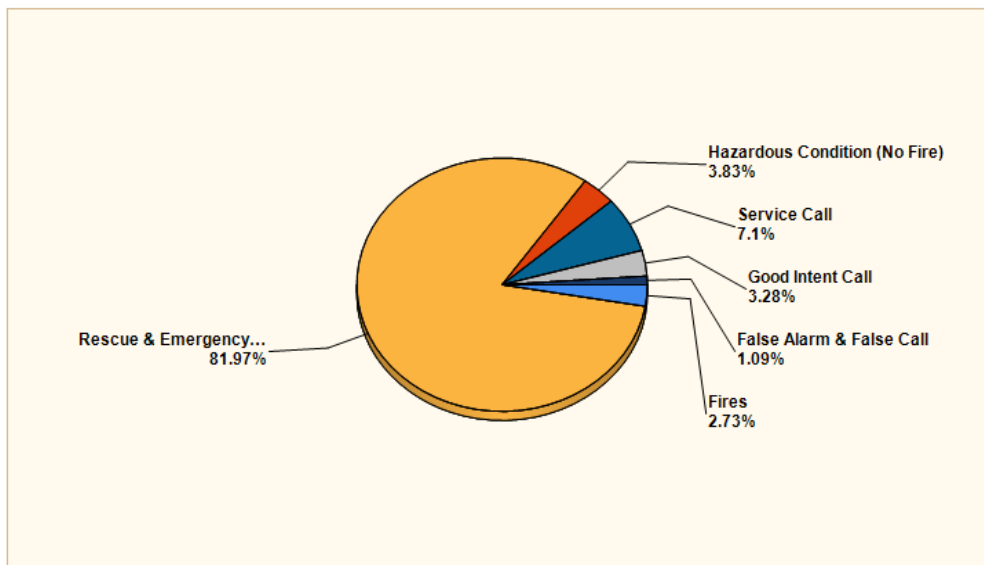
“Committed to excellence, delivered with pride.”

Activity Report February 2022

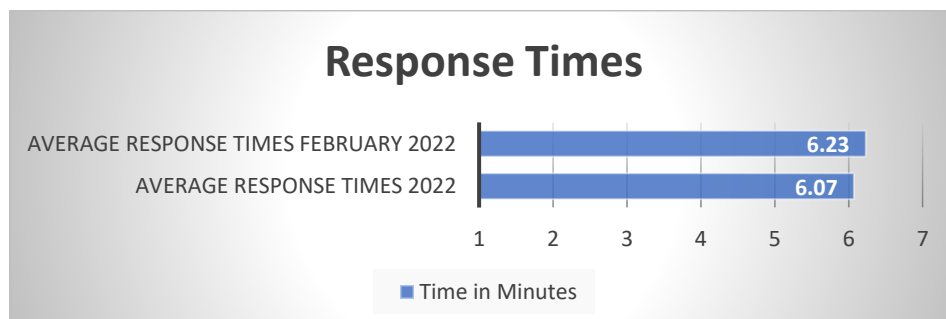
The Fire and EMS report for February 2022 shows a combined response of **183** calls for service: **114** EMS responses, including **7** second Medic responses; and **69** fire/rescue responses, including **8** general alarms. We received mutual aid **7** times and provided mutual aid **4** times. **An average of 6.5 calls per day for the month.**

Response by District:	EMS	Fire	Total
Eaton	104	59	163
Jackson		2	2
Washington	9	5	14
Other	1	3	6
Total	114	69	183

MAJOR INCIDENTS



AVERAGE RESPONSE TIME





City of Eaton

Fire and EMS Division

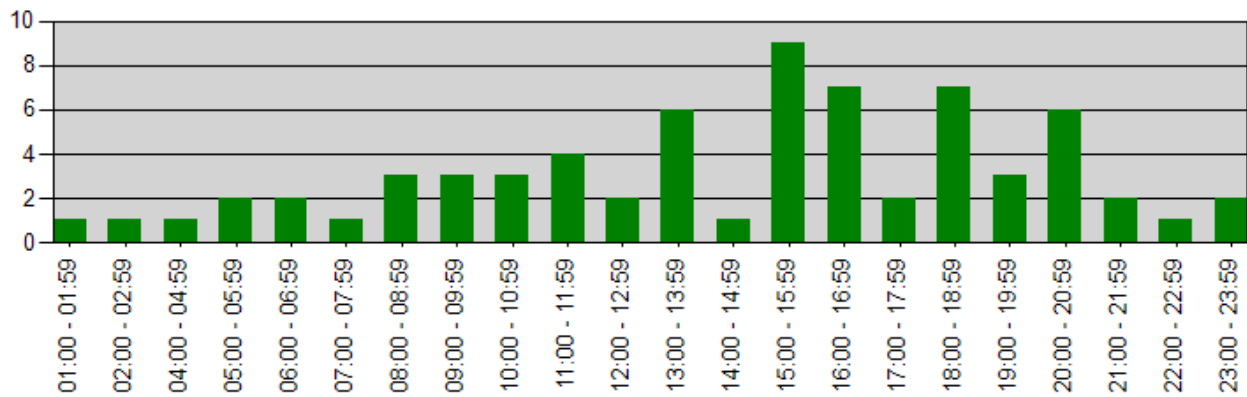
"Committed to excellence, delivered with pride."

Activity Report February 2022

OVERLAPPING CALLS (two or more units responding to incidents)

MONTH	OVERLAPPING	PERCENTAGE	TOTAL
Jan	79	35.59	222
Feb	67	36.61	183
Mar			
Apr			
May			
June			
July			
Aug			
Sept			
Oct			
Nov			
Dec			

CALLS BY TIME OF DAY



TRANSPORT DESTINATION

HOSPITAL DESTINATION	Jan	Feb	Mar	Apr	May	June	July	Aug	Sept	Oct	Nov	Dec
Grandview	0	1										
Preble ED	112	90										
Other	5	0										
Miami Valley	4	1										
Reid Hospital	10	7										