



# City of Eaton

Fire and EMS Division

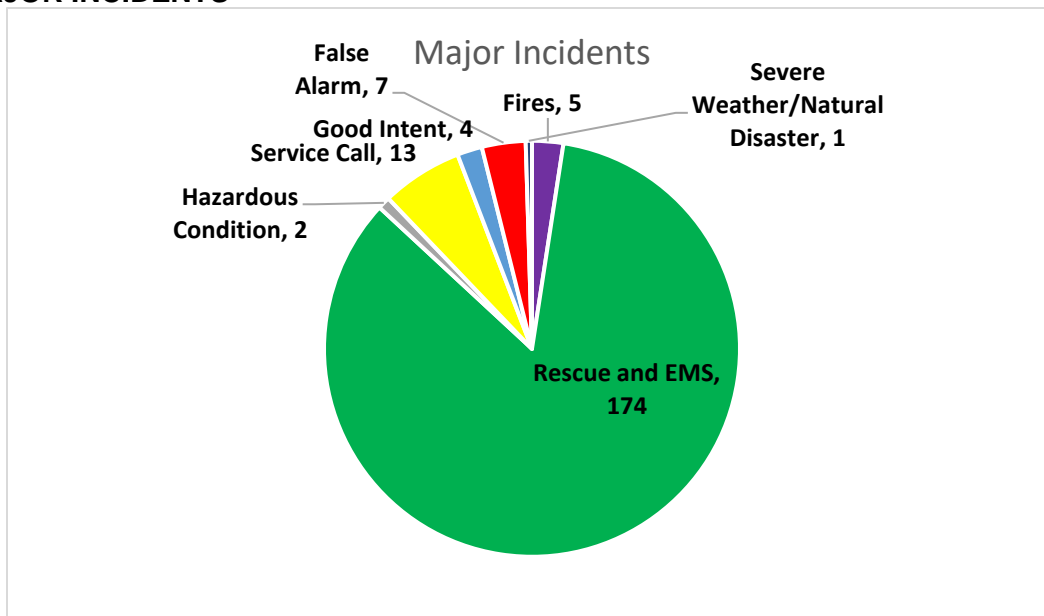
*"Committed to excellence, delivered with pride."*

## Activity Report March 2022

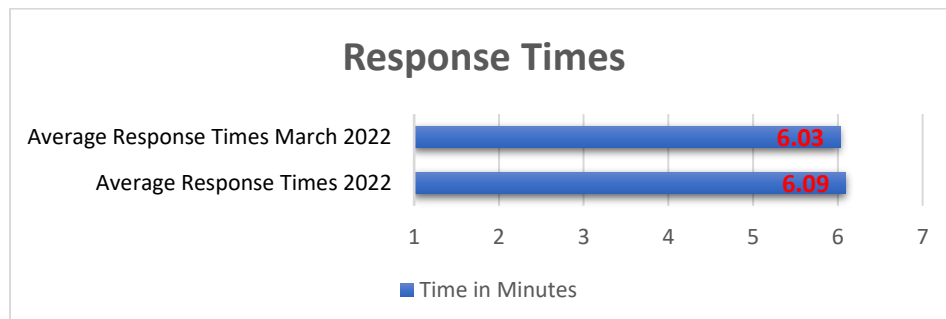
The Fire and EMS report for March 2022 shows a combined response of **206** calls for service: **150** EMS responses, including **7** second Medic responses; and **56** fire/rescue responses, including **7** general alarms. We received mutual aid **8** times and provided mutual aid **4** times. **An average of 6.6** calls per day for the month.

<b>Response by District:</b>	<b>EMS</b>	<b>Fire</b>	<b>Total</b>
Eaton	132	47	179
Jackson	0	0	0
Washington	15	8	23
Other	3	1	4
<b>Total</b>	<b>150</b>	<b>56</b>	<b>206</b>

### MAJOR INCIDENTS



### AVERAGE RESPONSE TIME





# City of Eaton

Fire and EMS Division

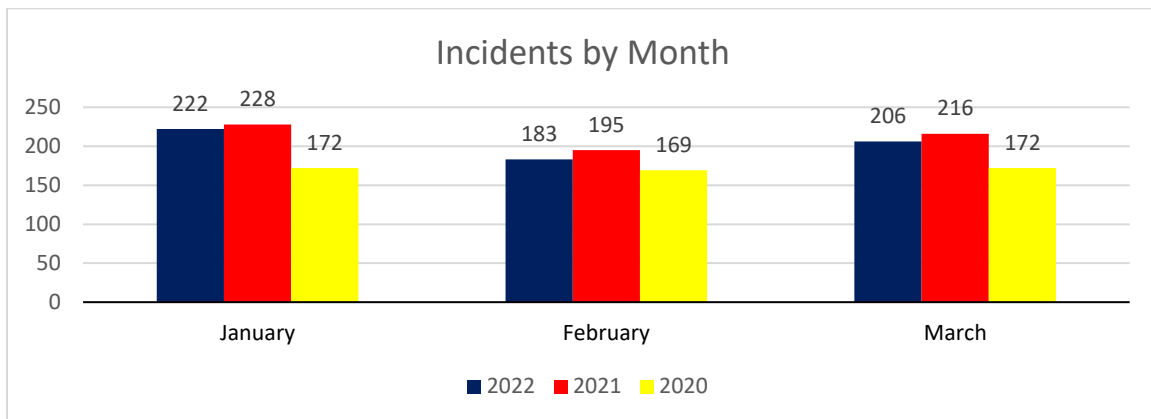
*"Committed to excellence, delivered with pride."*

## Activity Report March 2022

### OVERLAPPING CALLS (two or more units responding to incidents)

MONTH	OVERLAPPING	PERCENTAGE	TOTAL
January	79	35.59	222
February	67	36.61	183
<b>March</b>	<b>60</b>	<b>29.13</b>	<b>206</b>
April			
May			
June			
July			
August			
September			
October			
November			
December			

### CALLS BY MONTH (THREE YEAR TREND)



### TRANSPORT DESTINATION

