



City of Eaton

Fire and EMS Division

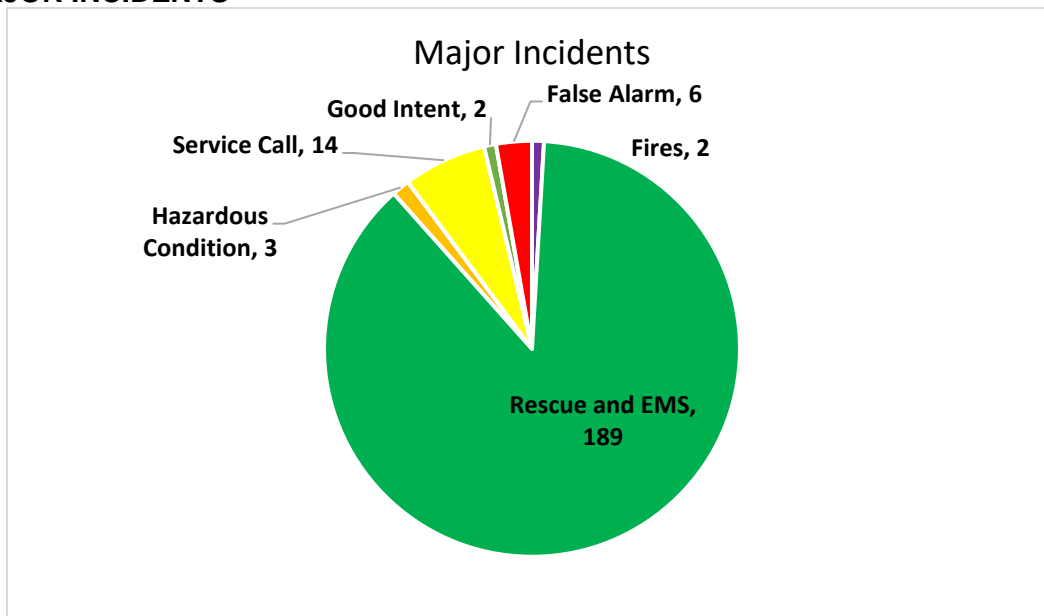
“Committed to excellence, delivered with pride.”

Activity Report August 2023

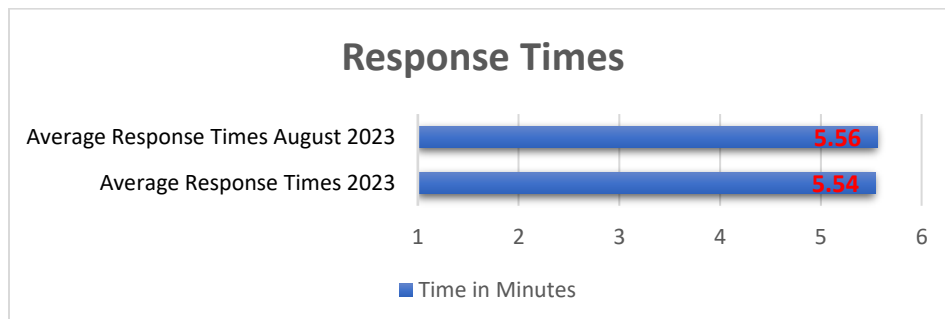
The Fire and EMS report for August 2023 shows a combined response of **216** calls for service: **158** EMS responses, including **7**-second Medic responses; and **58** fire/rescue responses, including **5** general alarms. We received mutual aid **3** times and provided mutual aid **2** times. **An average of 6.7 calls per day for the month.**

Response by District:	EMS	Fire	Total
Eaton	147	49	196
Jackson	0	4	4
Washington	10	5	15
Other	1	0	1
Total	158	58	216

MAJOR INCIDENTS



AVERAGE RESPONSE TIME





City of Eaton

Fire and EMS Division

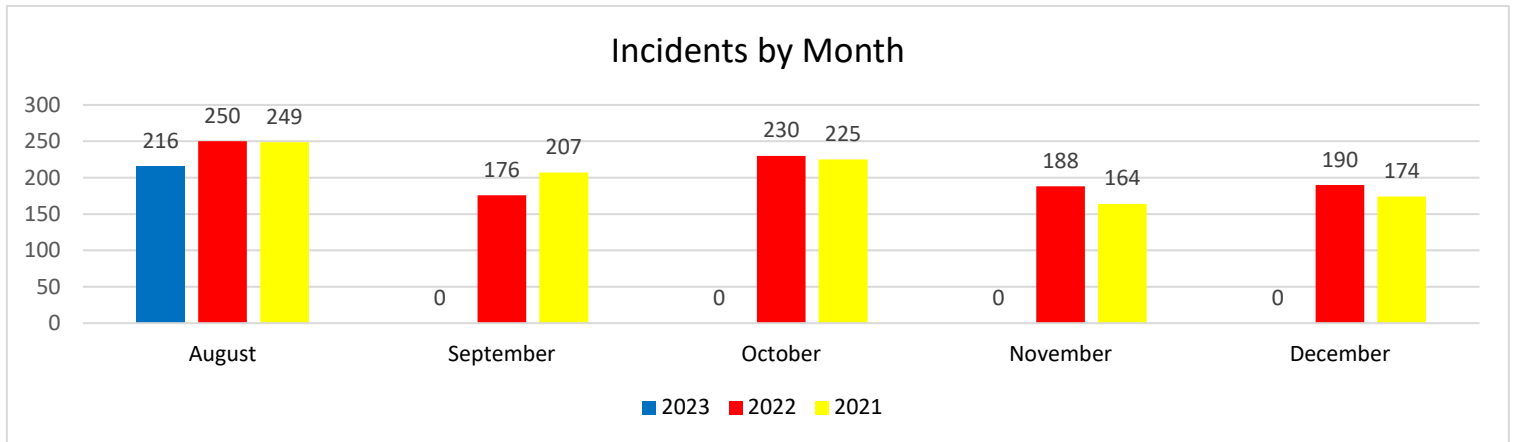
"Committed to excellence, delivered with pride."

Activity Report August 2023

OVERLAPPING CALLS (two or more units responding to incidents)

MONTH	OVERLAPPING	PERCENTAGE	TOTAL
January	56	31.64	177
February	102	48.34	211
March	98	56.32	174
April	96	45.93	209
May	64	32	200
June	91	42	216
July	83	38.07	218
August	74	34.26	216
September			
October			
November			
December			

CALLS BY MONTH (THREE YEAR TREND)



TRANSPORT DESTINATION

