



City of Eaton

Fire and EMS Division

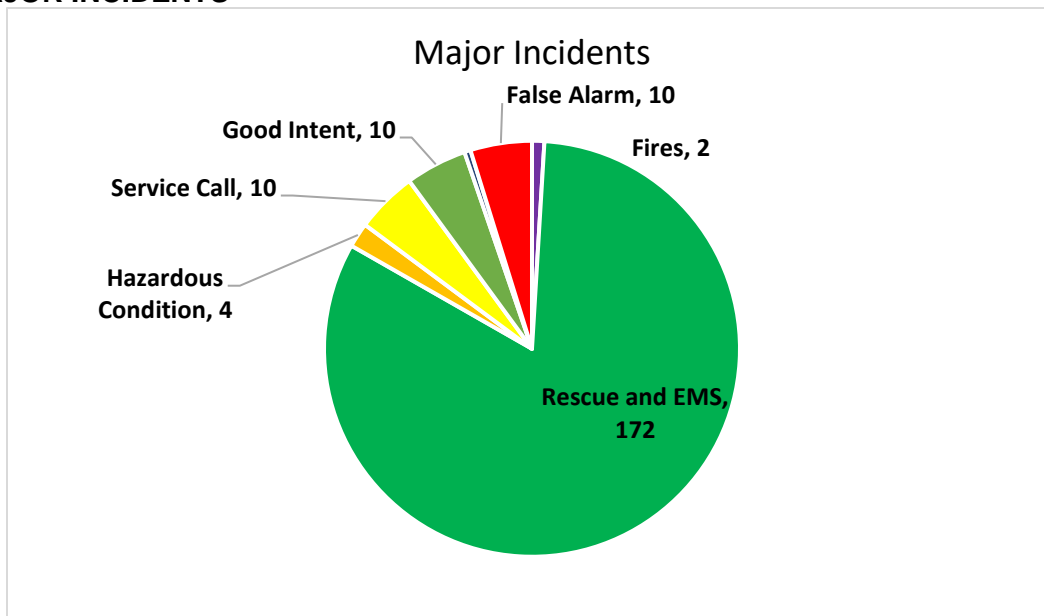
“Committed to excellence, delivered with pride.”

Activity Report April 2023

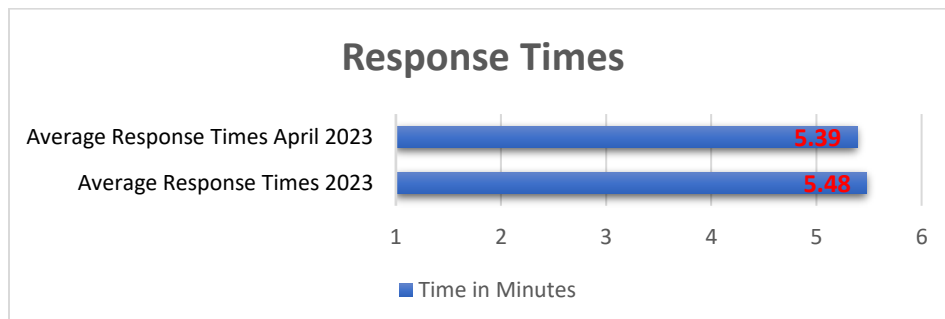
The Fire and EMS report for April 2023 shows a combined response of **209** calls for service: **139** EMS responses, including **14** second Medic responses; and **70** fire/rescue responses, including **9** general alarms. We received mutual aid **8** times and provided mutual aid **3** times. **An average of 6.9 calls per day for the month.**

Response by District:	EMS	Fire	Total
Eaton	128	53	181
Jackson	6	4	10
Washington	4	10	14
Other	1	3	4
Total	139	70	209

MAJOR INCIDENTS



AVERAGE RESPONSE TIME





City of Eaton

Fire and EMS Division

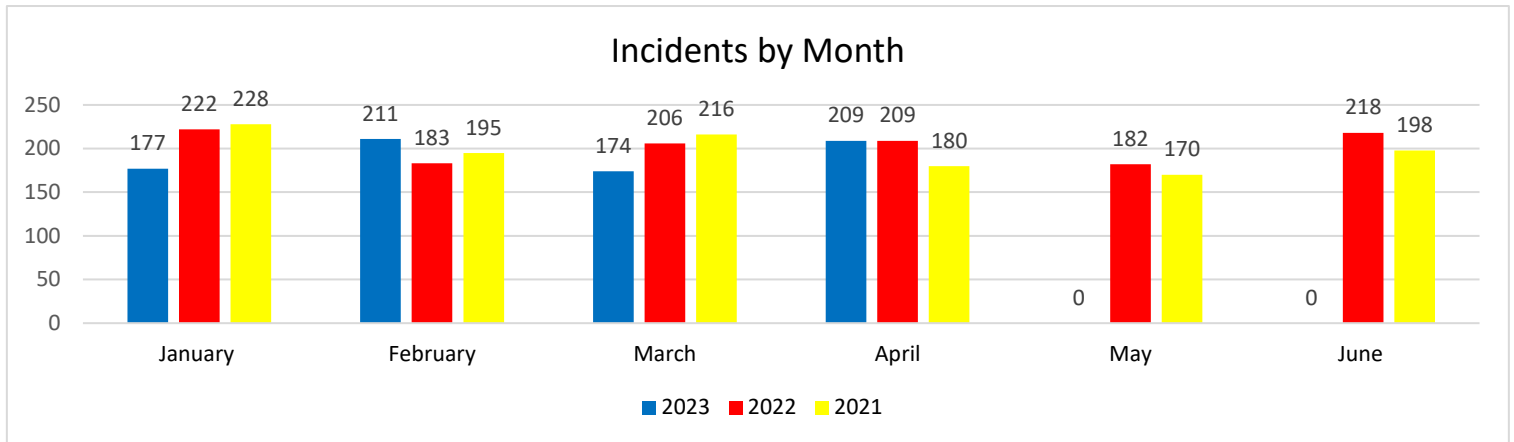
"Committed to excellence, delivered with pride."

Activity Report April 2023

OVERLAPPING CALLS (two or more units responding to incidents)

MONTH	OVERLAPPING	PERCENTAGE	TOTAL
January	56	31.64	177
February	102	48.34	211
March	98	56.32	174
April	96	45.93	209
May			
June			
July			
August			
September			
October			
November			
December			

CALLS BY MONTH (THREE YEAR TREND)



TRANSPORT DESTINATION

